

[www.naturescanvas.net](http://www.naturescanvas.net)

# Discover the Difference

## Field Measurements

### Before You Cut

Most hunters travel to different states to harvest their trophies. It is very important to take proper field measurements when you obtain your trophy. Remember the care you take in the field can directly effect the outcome of your mount. The more information that you can give to your taxidermist the better all parties are in the end result. Please follow the following diagrams to obtain the information your taxidermist needs when the carcass of the animal can not be transported. You will need a set of calipers and a flexible measuring tape. Ask your taxidermist for assistance if you need help in obtaining these items.

**Note:** All measurements, EXCEPT EYE TO NOSE, should be taken with the skin off and the carcass posed in the position of the desired mount.

Nature's Canvas Taxidermy

Thompson , OH 44086

440-298-1393

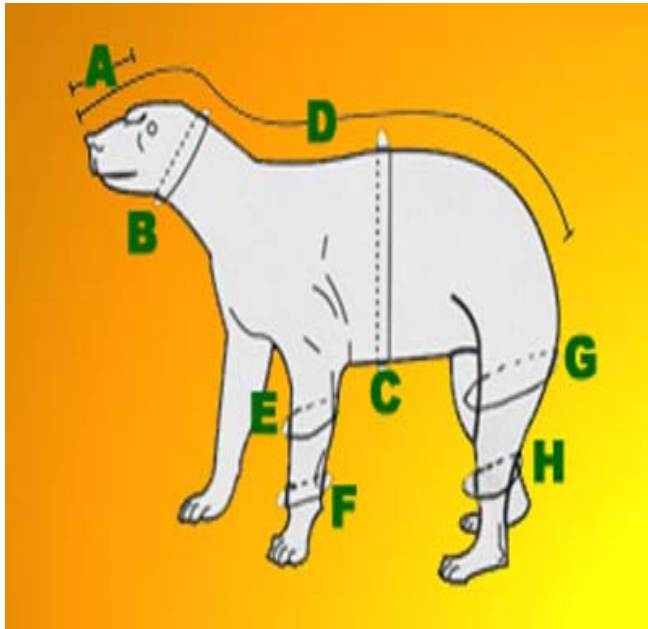
1-866-NCANVAS

[Bruce@naturescanvas.net](mailto:Bruce@naturescanvas.net)



# Discover the Difference

## Life-Size



- A. Eye to nose measurement
- B. Neck circumference
- C. Chest & Belly circumference
- D. Tip of nose to base of tail
- E. Thigh circumference front leg
- F. Calf circumference front leg
- G. Thigh circumference rear leg
- H. Calf circumference rear leg

Nature's Canvas Taxidermy

Thompson , OH 44086

440-298-1393

1-866-NCANVAS

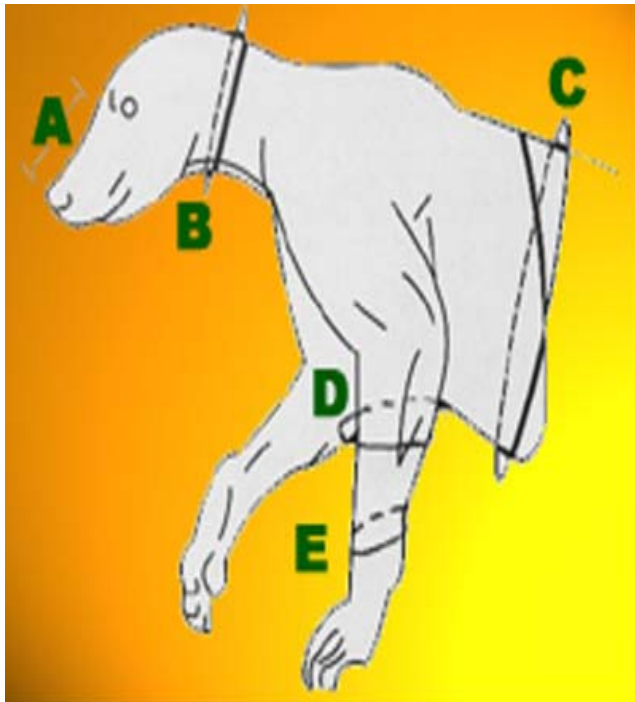
[Bruce@naturescanvas.net](mailto:Bruce@naturescanvas.net)



[www.naturescanvas.net](http://www.naturescanvas.net)

# Discover the Difference

## Half Life-Size



- A. Eye to nose
- B. Circumference of neck
- C. Circumference of chest & belly
- D. Thigh circumference front leg
- E. Calf circumference front leg

Nature's Canvas Taxidermy

Thompson , OH 44086

440-298-1393

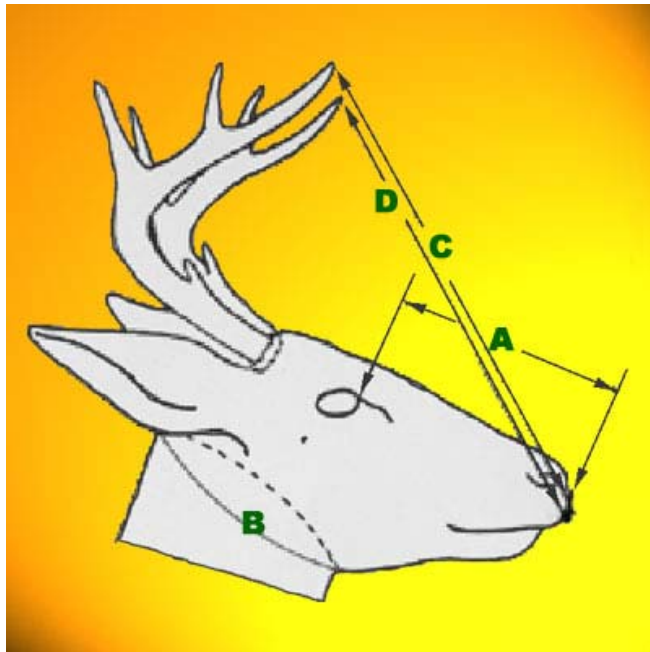
1-866-NCANVAS

[Bruce@naturescanvas.net](mailto:Bruce@naturescanvas.net)



# Discover the Difference

## Shoulder Mounts



A. Eye to nose

B. Circumference of the neck at the base of jaw. (first vertebrae)  
Again this measurement is taken from the skinned carcass.

C. From right antler tine to tip of nose.

D. From left antler tine to tip of nose.


Nature's Canvas Taxidermy

Thompson , OH 44086

440-298-1393


1-866-NCANVAS

[Bruce@naturescanvas.net](mailto:Bruce@naturescanvas.net)



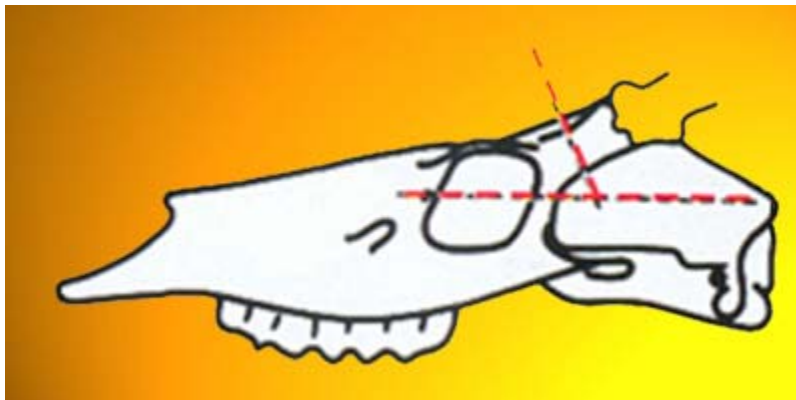
# Discover the Difference

## How to Measure Eye-to-Nose



- Drawing indicates the correct position for measuring eye-to-nose length with the use of calipers.
- Use calipers for the most accurate measurement.
- Measure from the front center of the nose pad to the bone on the inside corner of the eye.
- Check both eyes because they can vary.

## How to Cut Antlers



Nature's Canvas Taxidermy

Thompson , OH 44086

440-298-1393

1-866-NCANVAS

[Bruce@naturescanvas.net](mailto:Bruce@naturescanvas.net)